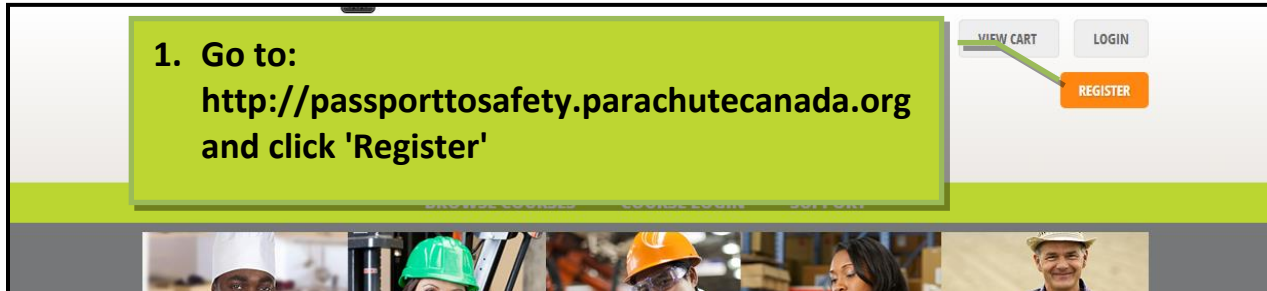





# How to Use Quick Register Codes

Your teacher has given you a QuickRegister code to take the Passport to Safety Test. Now what?


1. Go to:  
<http://passporttosafety.parachutecanada.org>  
and click 'Register'



2. Click on 'Enter quick register code here' on the For Students block.



3. Enter your Quick Register code and click 'Register'.



On the next screen, enter your name and email address and click 'Register'. You will then be provided with a username and password to login to your course.

## Need Assistance?

Just contact the Parachute Support Desk at:

eMail: [passporttosafety@parachutecanada.org](mailto:passporttosafety@parachutecanada.org)

Toll-Free Tel: 1-866-767-0073

Hours of Operation: Monday – Friday, 9am - 5pm EST

